# DRAIN FRONT

**TPE angular pipe union for terraces and balconies**



## WHERE TO USE

**Drain Front** is an angular pipe union in TPE for lining drains on parapets.

## TECHNICAL CHARACTERISTICS

**Drain Front** is a 57 x 48 x 347 mm rectangular angular TPE plastic pipe union.

## APPLICATION PROCEDURE

### Installation of Drain Front

1. Make a hole in the parapet and floor large enough to insert the **Drain Front**. Make sure it is perfectly level with the horizontal and vertical surfaces



2. Spread an even layer of **Adesilex PG4** two-component, thixotropic epoxy adhesive with a smooth trowel on the clean, dry substrate



3. Place **Drain Front** in position and press down lightly so that it is embedded in **Adesilex PG4**.



4. Spread a second coat of **Adesilex PG4** fresh on fresh to completely cover **Drain Front**.



5. Smooth over with a flat trowel and, while the product is still fresh, sprinkle a layer of 0.5 spheroid quartz to form a rough layer to help the specified MAPEI waterproofing product form a good bond.



6. Once the reticulation process of **Adesilex PG4** has been completed, remove any loose quartz.



7. Apply the first coat of MAPEI waterproofing product on the clean, dry fillet between the horizontal and vertical surfaces




8. Lay **Mapeband** by pressing along the sides, making sure there are no creases or air bubbles.




9. Spread a second layer of the specified MAPEI waterproofing product to completely cover the edges of the tape so they are sandwiched between the two layers of the cementitious mortar.



10. Apply a new layer of render on the parapet, or repair the old render removed before carrying out installation in the case of old structures.



11. After applying the MAPEI waterproofing product according to the relative Technical Data Sheet, bond on the floor coating and grout the joints.



12. Bond the skirting boards and grout the vertical joints.



13. Seal with **Mapesil AC** or **Mapesil AC Eco** in correspondence with the skirting board-wall fillet joint.



## PACKAGING

**Drain Front** is available in boxes of 5 pieces.

## COLOURS AVAILABLE

**Drain Front** is available in two colours: copper and ivory.

## SAFETY INSTRUCTIONS FOR PREPARATION AND APPLICATION

**Drain Front** is an article and referring to the current European regulations (Reg. 1906/2007/EC - REACH) does not require the preparation of the Safety Data Sheet. During use it is recommended to wear gloves and goggles and follow the safety requirements of the workplace.
PRODUCT FOR PROFESSIONAL USE.

## WARNING

*Although the technical details and recommendations contained in this product data sheet correspond to the best of our knowledge and experience, all the above information must, in every case, be taken as merely indicative and subject to confirmation after long-term practical application: for this reason, anyone who intends to use the product must ensure beforehand that it is suitable for the envisaged application: in every case, the user alone is fully responsible for any consequences deriving from the use of the product.*
**Please refer to the current version of the Technical Data Sheet, available from our web site www.mapei.com**

## LEGAL NOTICE

***The contents of this Technical Data Sheet ("TDS") may be copied into another project-related document, but the resulting document shall not supplement or replace requirements per the TDS in force at the time of the MAPEI product installation.***
***The most up-to-date TDS can be downloaded from our website www.mapei.com.***
***ANY ALTERATION TO THE WORDING OR REQUIREMENTS CONTAINED OR DERIVED FROM THIS TDS EXCLUDES THE RESPONSIBILITY OF MAPEI.***

**Mapei S.p.A.**
Via Cafiero, 22, 20158, Milano
+39-02-376731 www.mapei.com mapei@mapei.it

**566-1-2024 en (IT)**

Any reproduction of texts, photos and illustrations published here is prohibited and subject to prosecution